

## Scada/Pilot Cables NR/PS/ELP/27220

### Applications

The telecom cables are suitable for modem based supervisory system operating in the VF range from 300 to 3000Hz.



### Standards

- NR/PS/ELP/27220 (formerly RT/E/PS/0034)

### Construction

- Conductors: Class 1 solid plain copper conductor 0.9 mm nominal diameter to BS 6360, complies with BS 3573.

- Insulation: Solid polyethylene type 03 to BS 6234.

- Cabling Element: Two insulated conductors are twisted together to form a pair.

- Filling: Petroleum jelly filled.

- Core Wrapping: PETP (Polyethylene Terephthalate) tape.

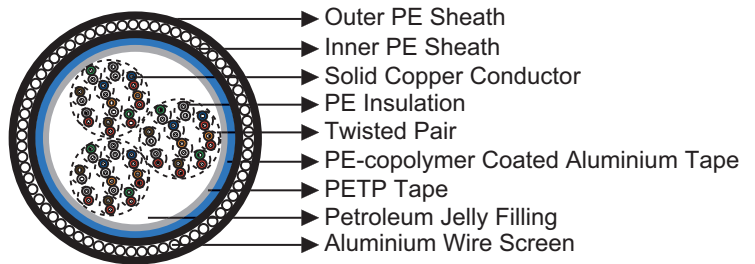
- Moisture Barrier: One laminated sheath made of aluminium tape coated with PE-Copolymer on at least one side is applied with longitudinally overlap.

- Inner Sheath: Low density polyethylene type 03C to BS 6234.

- Screen: Aluminium wire screen.

- Core Wrapping: Water blocking tape.

- Sheath: Low density polyethylene type 03C to BS 6234.



### Electrical Characteristics at 20°C

Nominal Conductor Diameter	mm	0.9
Maximum Conductor Resistance	Ω/km	30.0
Maximum Average Mutual Capacitance @1000Hz (AC)	nF/km	71
Maximum Capacitance Unbalance @1000Hz pair to pair	pF/500m	275

### Mechanical and Thermal Properties

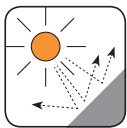
- Minimum Bending Radius: 10×OD

- Temperature Range: -25°C to +85°C (during operation); -10°C to +70°C (during installation)



## Dimensions and Weight


Cable Code	Number of Pairs	Nominal Sheath Thickness mm	Maximum Overall Diameter mm	Nominal Weight kg/km
0.9mm Conductor, 1.5mm Insulated Wire				
RS27220-2Y(F)(L)2YB2Y-10P0.9	10	1.8	25.8	755
RS27220-2Y(F)(L)2YB2Y-20P0.9	20	1.8	27.8	946
RS27220-2Y(F)(L)2YB2Y-30P0.9	30	2.0	31.8	1225
RS27220-2Y(F)(L)2YB2Y-50P0.9	50	2.0	35.8	1643
RS27220-2Y(F)(L)2YB2Y-75P0.9	75	2.2	41.6	2240
RS27220-2Y(F)(L)2YB2Y-100P0.9	100	2.2	46.6	2780



UV Resistant




Water Resistant



Rated Voltage



Laid In Ducts



Zero Halogen  
IEC 60754-1/NF C20-454  
EN 50267-2-1

